

nature

nature 438, 1051-1190 22/29 December 2005 www.nature.com/nature





FASCINATING RHYTHM

Dancing's role in sexual selection

CUPS THAT CHEER
The science of alcohol, wine and tequila

SUPERNOVA ECHOES
A blast from the past

ASPERGILLUS GENOMES
Lab model and pathogen with a dash of soy sauce



NATURE EVENTS 2006

no.7071 pp8

\$10.00US \$12.99CAN



0 950080 5176 6

LETTERS

Dance reveals symmetry especially in young men

William M. Brown¹, Lee Cronk¹, Keith Grochow², Amy Jacobson¹, C. Karen Liu², Zoran Popović²
& Robert Trivers¹

Dance is believed to be important in the courtship of a variety of species, including humans, but nothing is known about what dance reveals about the underlying phenotypic—or genotypic—quality of the dancer^{1–6}. One measure of quality in evolutionary studies is the degree of bodily symmetry (fluctuating asymmetry, FA), because it measures developmental stability^{7,8}. Does dance quality reveal FA to the observer and is the effect stronger for male dancers than female? To answer these questions, we chose a population that has been measured twice for FA since 1996 (ref. 9) in a society (Jamaican) in which dancing is important in the lives of both sexes. Motion-capture cameras created controlled stimuli (in the form of videos) that isolated dance movements from all other aspects of visual appearance (including FA), and the same population evaluated these videos for dancing ability. Here we report that there are strong positive associations between symmetry and dancing ability, and these associations were stronger in men than in women. In addition, women rate dances by symmetrical men relatively more positively than do men, and more-symmetrical men value symmetry in women dancers more than do less-symmetrical men. In summary, dance in Jamaica seems to show evidence of sexual selection and to reveal important information about the dancer.

Darwin was the first to suggest that dance is a sexually selected courtship signal¹. If so, it should reveal genetic or phenotypic quality of the dancer. One such indicator of quality is degree of fluctuating asymmetry (FA), because it is inversely correlated with degree of developmental stability, which is an organism's ability to reach an adaptive end point despite ontogenetic perturbations^{7,8,10,11}. Across diverse taxa, increased FA is associated with increased morbidity, mortality, poor fecundity and other variables linked to natural and sexual selection^{7,8}. Most germane to the hypothesis that dance reveals underlying developmental stability is evidence that reduced fluctuating asymmetry is associated with locomotory traits or their functional effectiveness in several species, including humans^{12–19}. Likewise, bodily FA is inversely associated with attractiveness based on a person's odour²⁰, voice²¹ and facial appearance²². (Note that associations between FA and measures of sexual selection may sometimes be overestimated owing to publication bias and problems associated with small sample size²³.)

There are no studies in humans (or any other species) linking variation in dance quality with genetic and/or phenotypic quality. One difficulty is that dance evaluations are potentially confounded by the appearance of the dancer—factors such as clothing, culture, physical attractiveness and FA itself. To control for these potential confounds, we used motion-capture technology commonly used in medical and sport science to extract accurately complex movement²⁴, including dance²⁵ (see Supplementary Video 1 for how stimuli were constructed). Thus we were able to separate the phenotype of dance from the phenotype of the dancer. Motion-capturing of 183 human dancers was conducted in 2004 in Southfield, Jamaica. Each

individual danced alone to the same song (popular at the time in Jamaican youth culture) in the same place in front of the same film crew for one minute.

Forty dance animations were chosen on the basis of the level of fluctuating asymmetry of the dancer, using two measures of FA over time (1996 and 2002). Specifically, individuals in the top third on both FA measures were categorized 'asymmetrical' ($n = 20$), while individuals in the bottom third of both samples were categorized 'symmetrical' ($n = 20$). This experimental strategy helped to control for longitudinal changes in FA due to the accumulation of developmental errors, compensatory growth²⁶ or measurement error. Traits used to calculate composite relative FA were the elbow, wrist, knee, ankle, foot, third digit, fourth digit, fifth digit and ears. These traits were measured because they reveal true FA rather than directional biases, and have proven useful in numerous past studies of FA in humans^{9,20–22}. Dance animations of symmetrical (Supplementary Video 2) and asymmetrical (Supplementary Video 3) individuals were presented randomly to a sample of 155 Jamaican peers (themselves characterized for FA) for evaluation on a dance rating scale. No one interviewed afterwards ($n = 20$) was able to recognize any individual from his or her motion-capture video. Indeed, correct sex recognition in the current sample was only $62\% \pm 0.11$ (mean \pm s.d.), with female evaluators ($64\% \pm 0.08$) being somewhat better at detecting the sex of the dancer than male evaluators ($60\% \pm 0.13$) (Mann–Whitney test, $Z = 2.25$, $P < 0.03$). Cronbach's alpha indicated that inter-rater agreement for the dance rating scale was 0.91 for the entire sample and for both subsamples of correct versus incorrect sex detections. Finally, there were no effects of correct sex identifications on the dance evaluations in the current model (see the Supplementary Background and Analyses). We conclude that evaluators based their judgments on motion-captured movements and not on recognition of the identity or sex of the dancer.

In species where fathers invest less than do mothers in their offspring, females are expected to be more selective in mate choice, and males to invest more in courtship display²⁷. Thus, we predicted that degree of symmetry would more strongly correlate with male dance ability, and females would be better discriminators. Assuming lower quality individuals (higher FA) are less attractive to the opposite sex, there may be selection for such individuals to shift their preferences downward towards individuals more likely to accept them as mates²⁸. Therefore, we tested whether greater FA of evaluators was associated with weaker preferences for symmetrical dancers.

As predicted, there was a significant effect of symmetry ($F_{1,34} = 16.34$, $P < 0.001$) and sex ($F_{1,34} = 10.99$, $P < 0.005$), and there was a significant interaction between them ($F_{1,34} = 4.46$, $P < 0.042$) on dance ability (corrected for the body mass index (BMI) and age of the dancer). Symmetrical males were evaluated as significantly better dancers (mean \pm s.d. = 57.31 ± 10.65) than asymmetrical males (39.22 ± 9.23), accounting for 48% of the

¹Center for Human Evolutionary Studies, Department of Anthropology, Rutgers University, 131 George Street, New Brunswick, New Jersey 08901-1414, USA. ²Department of Computer Science and Engineering, University of Washington, Box 352350 Seattle, Washington 98195-2350, USA.

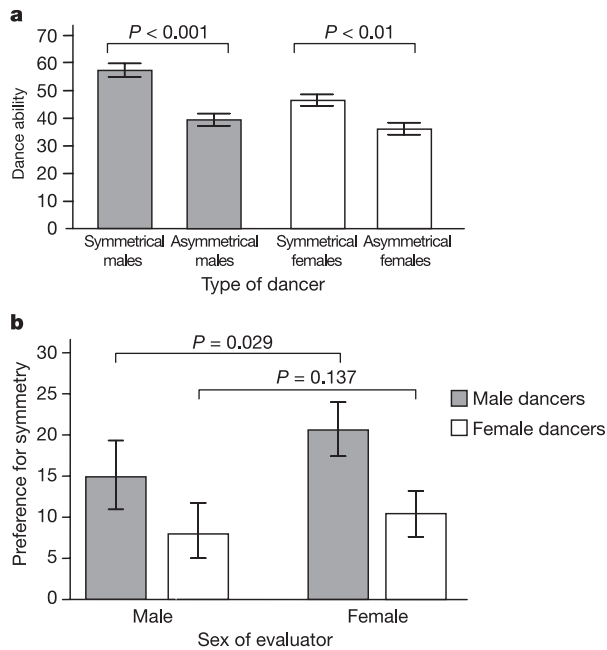


Figure 1 | Symmetry, dance ability and sex differences in evaluators' preferences for symmetry. **a**, Mean dance ability of males (filled bars throughout) and females (open bars throughout) by level of bodily symmetry. Error bars represent 95% confidence intervals. *P* values for within-sex are shown. **b**, Mean strength of symmetry preference (that is, evaluations of asymmetrical dancers subtracted from evaluations of symmetrical dancers) by sex of dancer and sex of evaluator. Error bars represent 95% confidence intervals. *P* value at top of panel indicates significantly greater female than male evaluator preference for symmetrical male dancers.

variance in dance ability ($t_{18} = 4.06$, $P < 0.001$) (Fig. 1a). Even though symmetrical females were significantly better dancers (45.53 ± 9.47) than asymmetrical females (35.58 ± 9.70), female symmetry only accounted for 23% of dance ability ($t_{18} = 2.32$, $P < 0.01$). Symmetrical males were significantly better dancers than asymmetrical males ($t_{18} = 3.21$, $P < 0.005$), but the difference in dance quality between asymmetrical male and female dancers was not significant ($t_{18} = 0.79$, $P > 0.45$). (The effect sizes in this study may be overestimates owing to the extreme group design where dancers were prescreened for degree of asymmetry, but this bias is not expected to affect the two sexes differently.) The dancers ranged in age from 14 to 19 years, but neither age nor BMI had an effect on dancing ability (both $F_{1, 34} < 2.25$, $P > 0.15$).

To test for sex differences between evaluators in the strength of preference for symmetrical individuals, a variable called 'relative preference for symmetrical dancers' was constructed by subtracting dance evaluations given to asymmetrical dancers from the dance evaluations given to symmetrical dancers. Higher scores indicated stronger preferences for symmetrical dancers relative to asymmetrical dancers. Female evaluators had a stronger relative preference (Fig. 1b) for symmetrical male dancers (20.43 ± 13.54) than male evaluators (14.90 ± 17.55) ($t_{154} = 2.21$, $P = 0.029$), while there was no sex difference in dance ratings of symmetrical females ($t_{154} = 1.50$, $P = 0.137$). However, male evaluators did give higher ratings to the dances of females (43.75 ± 17.67) than did female evaluators (37.87 ± 15.08) ($t_{154} = 2.19$, $P = 0.03$).

Does fluctuating asymmetry of the evaluator shift preferences away from symmetrical individuals? A multiple regression analysis revealed the predicted association in men (Fig. 2). That is, FA in male evaluators was negatively associated with relative preference for dances performed by symmetrical females. Specifically, changes in male composite relative FA accounted for 11% of the differences in

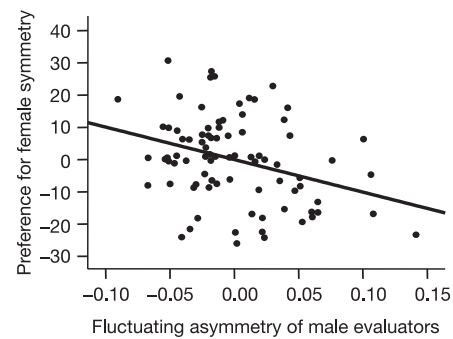


Figure 2 | Male evaluator FA and preferences for female symmetry. A partial regression plot (age and body mass index controlled) showing a negative relationship between male evaluators' composite relative fluctuating asymmetry and preference for symmetrical female dancers. Both variables in the partial regression plot are residuals.

the relative preference for the dances of symmetrical females when age and BMI were included as covariates (partial $R^2 = 0.11$, $P = 0.02$). There was no significant association between female evaluator FA and preferences for symmetrical males' dances, $R^2 = 0.02$, $P = 0.32$.

We do not know what mediates the associations reported—perhaps asymmetry itself or a covarying characteristic such as neuromuscular coordination or health, including freedom from parasites^{2,29}. Attractive dances may be more difficult to perform, more rhythmic, more energetic, more energy efficient or any combination of these factors. As motion-capture technology stores each dance in a mathematical form, we hope to discover more precisely which patterns of dance movement are associated with both quality of dance and FA of the dancer. Does dance ability correlate with reproductive success? We plan to address this question with long-term data from the same population.

METHODS

Fluctuating asymmetry. Morphometric measurements were collected for each dancer (wrists, ankles, elbows, third digit, fourth digit, fifth digit, ears, feet, knees) with vernier calipers to 0.01 mm accuracy (see the methodology in ref. 9) in 1996 and 2002 in Southfield, Jamaica (refer to the Supplementary Background and Analyses for details). To establish repeatability levels and reduce measurement error, each trait was measured twice and averaged⁹. Bilateral trait measurements were found to be reliable indicators of between-subject differences (as opposed to measurement error), and reflect true FA rather than biologically significant directional asymmetry or antisymmetry (that is, the signed trait asymmetries did not show significant platykurtosis, an indicator of antisymmetry rather than true FA⁹). Composite relative FA was calculated by subtracting the average length of the right side of the trait from the left (L minus R) and correcting for trait size³⁰, and then summing the absolute values across all traits.

Motion capture. A large sample ($n = 183$) were filmed with motion-capture cameras under constant conditions: one minute, same music, and danced within a 4-m² space. An optical motion-capture system from Vicon was chosen owing to the freedom provided to the subject when using lightweight markers. Optical motion-capture systems have been extensively applied in biomechanics for gait analysis and motion research. The system used eight cameras (120-frames-per-second capture rate) in order to capture large amounts of dance movement while removing potential visual confounds (including body size, attractiveness, clothing and identity). These cameras (Supplementary Fig. 1) tracked movements using 41 infrared reflectors (Supplementary Fig. 2). Subjects wore relatively tight clothing to facilitate accurate information from the markers. Reflector trajectories were used to robustly reconstruct joint angles of the three-dimensional (3D) skeletal animation, and transformed this information into a virtual 3D animation. To post-process captured raw data, Vicon IQ 1.5 software was used. The animations were displayed with visualization software developed at the University of Washington. This software used accepted techniques for generating accurate animations from marker positions.

Stimuli presentation. Forty dance animations were selected (20 symmetrical individuals (10 female, 10 male), mean age = 17.89 ± 1.84 , and 20 asymmetrical individuals (10 female, 10 male), mean age = 17.40 ± 1.79). The

criterion for selection was that a symmetrical individual must have been in the bottom third percentile of fluctuating asymmetry in both 1996 and the 2002 re-measure (the reverse was used for the asymmetrical category). There were no statistically significant sex differences in mean or variances in FA between the sexes within a given category (Supplementary Background and Analyses). Despite the subtle differences in FA between asymmetrical and symmetrical dancers, the means were statistically different, all t values were >11.00 , all P values were <0.001 . The 40 dance animations with audio were randomly presented on a 2-m white background sequentially using an InFocus DLP Projector to a sample of 155 young adults (mean age = 18.12 ± 1.75 ; 87 males, 68 females), also part of the Jamaican Symmetry Project⁸, for evaluation on a 90-mm scale with the left side labelled "Bad Dancer" and the right side labelled "Good Dancer". Each subject was asked to place a vertical mark on this scale. Marks were measured to the nearest millimetre by a research assistant blind with respect to condition. Each subject was also asked to identify the sex of the dancer in a forced-choice question. To restrict the study to evaluations of others, we removed 31 self-evaluations (15 male and 16 female) where individuals rated their own dances. The virtual 3D dance animations were presented in an approximate front-facing angle by an experimenter blind with respect to condition and hypotheses. Presentation order was not related to dance evaluations (Pearson $r = 0.04$, $P = 0.82$) or dancer FA (point biserial $r = -0.14$, $P = 0.40$).

Statistical analyses. A 2 (Sex of Dancer) \times 2 (Symmetry of Dancer) between-subjects ANCOVA (analysis of covariance), with dance ability as the dependent variable, tested the primary hypothesis that symmetrical individuals are better dancers (data analysed by SPSS 12.0 from SPSS Inc.). BMI and age were included as covariates. Dance ability variances were not significantly different, although a marginal difference was observed whereby males show greater variability in dance ability (180.19) than do females (113.03) (Levene test $F = 3.29$, $P = 0.08$). To investigate individual differences among evaluators in the strength of symmetry preference, t -tests were used. Results remain significant when using a nonparametric Mann–Whitney test for heterogeneous variances. Multiple regression analysed whether or not fluctuating asymmetry of evaluators was negatively associated with relative preference for symmetrical dancers. Age and BMI were entered as covariates to minimize the influence of these potential confounds. Neither age nor BMI of dancers nor evaluators were associated with dance ability or the evaluators' preferences. Finally, the effect of bodily symmetry on dance ability is independent of facial attractiveness and self-esteem of the dancer (Supplementary Background and Analyses).


Received 23 September; accepted 20 October 2005.

- Darwin, C. R. *The Descent of Man and Selection in Relation to Sex* (D. Appleton and Company, New York, 1871/1896).
- Brønseth, T. & Folstad, I. The effect of parasites on courtship dance in threespine sticklebacks: More than meets the eye? *Can. J. Zool.* **75**, 589–594 (1997).
- Singer, F. et al. Analysis of courtship success in the funnel-web spider *Agelenopsis aperta*. *Behaviour* **137**, 93–117 (2000).
- Rintamaki, P. T., Alatalo, R. V., Hoglund, J. & Lundberg, A. Fluctuating asymmetry and copulation success in lekking black grouse. *Anim. Behav.* **54**, 265–269 (1997).
- Hanna, J. L. *Dance, Sex, and Gender: Signs of Identity, Dominance, Defiance, and Desire* (Univ. of Chicago Press, Chicago, 1988).
- Grammer, K., Keki, V., Striebel, B., Atzmueller, M. & Fink, B. in *Evolutionary Aesthetics* (eds Volland, E. & Grammer, K.) 295–324 (Springer, Heidelberg, 2003).
- Polak, M. (ed.) *Developmental Instability: Causes and Consequences* (Oxford Univ. Press, New York, 2003).
- Møller, A. P. & Swaddle, J. P. *Developmental Stability and Evolution* (Oxford Univ. Press, Oxford, 1997).
- Trivers, R., Manning, J. T., Thornhill, R., Singh, D. & McGuire, D. Jamaican Symmetry Project: Long-term study of fluctuating asymmetry in rural Jamaican children. *Hum. Biol.* **71**, 417–430 (1999).
- Van Valen, L. A study of fluctuating asymmetry. *Evolution* **16**, 125–142 (1962).
- Waddington, C. H. *The Strategy of the Genes* (Macmillan, New York, 1957).
- Martin, J. & Lopez, P. Hindlimb asymmetry reduces escape performance in the lizard *Psammotromus algerus*. *Physiol. Biochem. Zool.* **74**, 619–624 (2001).
- Møller, A. P., Sanotra, G. S. & Vestergaard, K. S. Developmental instability and light regime in chickens (*Gallus gallus*). *Appl. Anim. Behav. Sci.* **62**, 57–71 (1999).
- Swaddle, J. P. Within-individual changes in developmental stability affect flight performance. *Behav. Ecol.* **8**, 601–604 (1997).
- Garland, T. Jr & Freeman, P. W. Selective breeding for high endurance running increases hindlimb symmetry. *Evolution* **59**, 1851–1854 (2005).
- Gummer, D. L. & Brigham, R. M. Does fluctuating asymmetry reflect the importance of traits in little brown bats (*Myotis lucifugus*)? *Can. J. Zool.* **73**, 990–992 (1995).
- Moodie, G. E. E. Meristic variation, asymmetry, and aspects of the habitat of *Culea inconstans* (Kirtland), the brook stickleback, in Manitoba. *Can. J. Zool.* **55**, 398–404 (1977).
- Manning, J. T. & Ockenden, L. Fluctuating asymmetry in racehorses. *Nature* **370**, 185–186 (1994).
- Manning, J. T. & Pickup, L. J. Symmetry and performance in middle distance runners. *Int. J. Sports Med.* **19**, 205–209 (1998).
- Thornhill, R. & Gangestad, S. The scent of symmetry: A human sex pheromone that signals fitness? *Evol. Hum. Behav.* **20**, 175–201 (1999).
- Hughes, S. M., Harrison, M. A. & Gallup, G. G. The sound of symmetry: voice as a marker of developmental instability. *Evol. Hum. Behav.* **23**, 173–180 (2002).
- Gangestad, S. W., Thornhill, R. & Yeo, R. A. Facial attractiveness, developmental stability, and fluctuating asymmetry. *Ethol. Sociobiol.* **15**, 73–85 (1994).
- Palmer, A. R. Detecting publication bias in meta-analyses: A case study of fluctuating asymmetry and sexual selection. *Am. Nat.* **154**, 220–233 (1999).
- Josefsson, T., Nordh, E. & Eriksson, P. O. A flexible high-precision video system for digital recording of motor acts through lightweight reflex markers. *Comput. Methods Programs Biomed.* **49**, 119–129 (1996).
- Nagata, N., Okumoto, K., Iwai, D., Toro, F. & Inokuchi, S. Analysis and synthesis of Latin dance using motion capture data. *Lect. Notes Comput. Sci.* **3333**, 39–44 (2004).
- Kellner, J. & Alford, R. A. The ontogeny of fluctuating asymmetry. *Am. Nat.* **161**, 931–947 (2003).
- Trivers, R. in *Sexual Selection and the Descent of Man 1871–1971* (ed. Campbell, B.) 136–179 (Aldine Publishing, Chicago, 1972).
- Little, A. C., Burt, D. M., Penton-Voak, I. S. & Perrett, D. I. Self-perceived attractiveness influences human female preferences for sexual dimorphism and symmetry in male faces. *Proc. R. Soc. Lond. B* **268**, 39–44 (2001).
- Hamilton, W. D. & Zuk, M. Heritable true fitness and bright birds: a role for parasites? *Science* **218**, 384–387 (1982).
- Palmer, A. R. & Strobeck, C. Fluctuating asymmetry: Measurement, analysis and pattern. *Annu. Rev. Ecol. Syst.* **17**, 391–421 (1986).

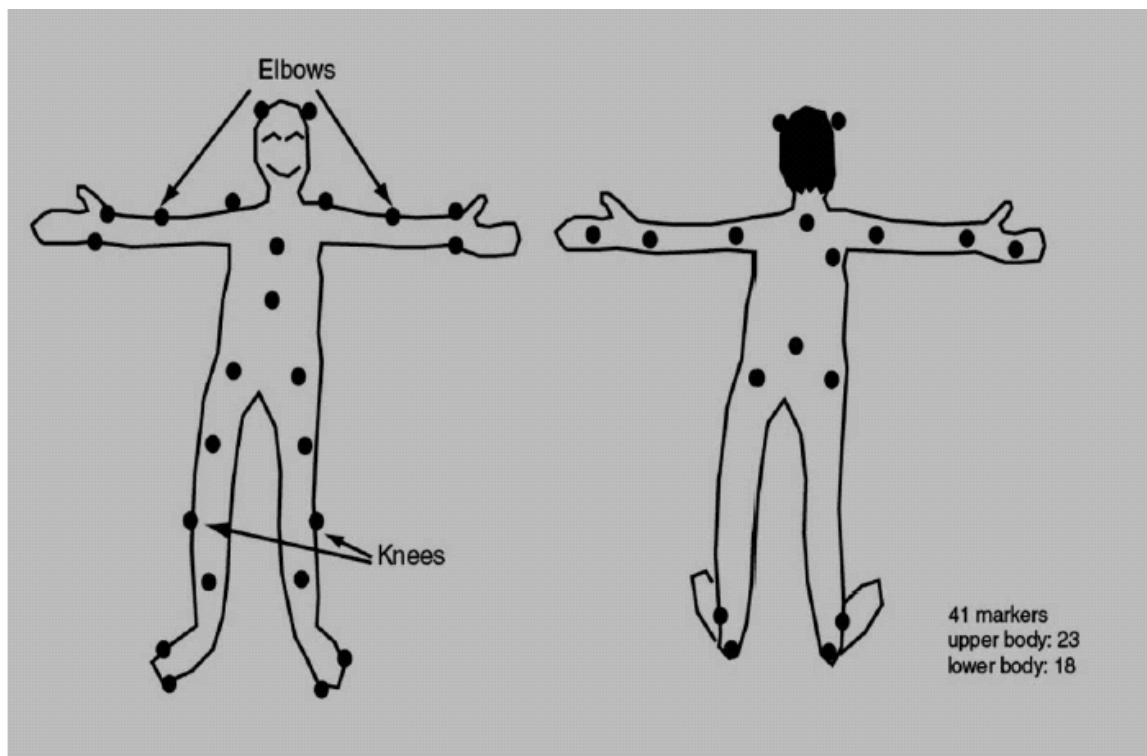
Supplementary Information is linked to the online version of the paper at www.nature.com/nature.

Acknowledgements We thank the Jamaican Ministry of Education and Culture for permission to conduct research. We are grateful for assistance from teachers, principals, parents, students, M. Cuff, B. Dunham, N. Sutherland and D. Zaatar. Financial support was provided by Rutgers University, the University of Washington Animation Labs, the Ann and Gordon Getty Foundation, the Rutgers Center for Human Evolutionary Studies, the Biosocial Research Foundation, and NSF grants awarded to L.C., Z.P. and R.T. W.M.B. was supported by an NSERC (Canada) postdoctoral fellowship.

Author Information Reprints and permissions information is available at npg.nature.com/reprintsandpermissions. The authors declare no competing financial interests. Correspondence and requests for materials should be addressed to W.M.B. (wmbrown@rci.rutgers.edu).



Supplementary Figure 1 | Location of eight motion-capture cameras. Camera #7 is ceiling mounted (see image of ceiling mounted Vicon™ camera inset). The 2-metre squared space is the area in which a dancer was permitted to move during motion-capture (see image of subject).



Supplementary Figure 2 | Location of lightweight reflective surface markers. The Vicon™ camera units emit infrared beams that are reflected off the surface markers back to the units.

Supplementary Background

The sample from Southfield Jamaica West Indies was selected in 1996 for a long-term study of fluctuating asymmetry and behaviour. The participants are from 11 separate communities over a 20-square mile area and initially attended 3 primary schools. They now attend 9 different secondary schools or no school at all. Many of the subjects in the sample do not know each other. Known genetic relatedness is low in the sample (i.e., less than 5 percent) with paternal relatedness incompletely ascertained. In a direct test in which a sample of 20 contained either a half-brother or cousin no relatives ($n = 6$) could recognize one another. Furthermore none of the subjects could recognize any other individual's motion capture video. Inclusion or exclusion of known kin has no effect on the results. Since paternal relatedness is impossible to know we did not exclude any subjects from the primary analysis.

FA's are within the range of other samples in Western populations. Mean FA in 1996 and 2002 for the 10 symmetrical female dancers was 0.11 ± 0.02 and 0.11 ± 0.02 , while mean FA in 1996 and 2002 for the 10 male symmetrical dancers was 0.10 ± 0.02 and 0.10 ± 0.03 . Mean FA 1996 and 2002 for asymmetrical female dancers was 0.25 ± 0.02 and 0.30 ± 0.03 , while asymmetrical male dancers had a mean FA of 0.26 ± 0.03 and 0.31 ± 0.03 . No subject displayed any major injuries or reported broken bones. Possibly due to the age of the sample all participants are in good health (self-reported).

Supplementary Analyses

1. Do individual differences in sex identification influence dance evaluations due possibly to gender stereotypes or some other culture-mediated bias?

A 2 (Sex of Dancer) x 2 (Symmetry of Dancer) x 2 (Correct Sex Detection) split-plot ANCOVA was used to test whether or not the effects of symmetry are independent of correct identification of sex of dancer. The inclusion of the 2-level within-subjects variable called "Correct Sex Detection" (i.e., evaluators who incorrectly identified versus those who correctly identified sex of dancer) did not influence dance evaluations in this analysis: $F_{1,34} = 0.035$, $P = 0.853$. Furthermore, correct versus incorrect evaluations does not interact with symmetry of dancer, BMI, age or actual sex of the dancer to influence evaluations in this model (all $F'_{S1,34} < 2.62$, all $P's > 0.12$). These findings show that correct or incorrect identity detections (in particular sex of dancer) do not bias evaluations of dance ability.

2. If symmetrical dancers are more facially attractive are they better dancers because they are more confident about themselves?

Facial attractiveness based on photographic stimuli was assessed on a 5-point scale by Jamaican peers ($N = 172$), Jamaican adults ($N = 52$), and a sample of Rutgers University students ($N = 137$) and were averaged for analysis due to high internal consistency (Cronbach's alpha = 0.81).

The covariate facial attractiveness of the dancer was not a predictor of dance ability ($F_{1,33} = 0.06$, $P = 0.81$) suggesting that individual differences in facial attractiveness are not responsible for the relationship between symmetry and dance ability in the current sample.

3. If symmetry is confounded by self-esteem are those with higher self-esteem better dancers than those with lower self-esteem?

Self-esteem of dancers was measured using Rosenberg's questionnaire in 1999 and 2005 (the correlation between the two measures over the 6-year period was 0.61, $P < 0.001$). We averaged the two self-report measures for a composite measure of individual differences in self-esteem for inclusion as a covariate. The covariate self-esteem of the dancer was not a predictor of dance ability ($F_{1,33} = 0.24$, $P = 0.63$) showing that the relationship between symmetry and dance ability is independent of individual differences in self-esteem.